

Hand Decorated Victorian Floor Tiles

Used individually or in groups as decorative panels or borders, these decorated tiles are the ideal complement for the geometric tiles. All are based on traditional Victorian designs with the pattern overprinted in the same colours as the geometric tiles.



Arundel with Bronte border and green decorated Palmerston centrepiece.



Inverlochy with reduced Tennyson border and blue decorated Palmerston centrepiece within a frame of 149 x 75 x 50mm trapezium tiles.



Blue decorated Disraeli centrepiece panels in a frame of 149 x 75 x 50mm buff trapezium tiles and 151 x 24mm blue rectangles, with individual blue/white Liverpool tiles and a modified Scott border.

Original Style Decorated tiles have been independently tested by British Ceramic Research Ltd. to BS EN ISO 10545 Part 7 Surface Abrasion and have been determined that they comply to Class 4.

G R E A T O U T D O O R S

Permanent decorated surfaces

Intensive research and development by Original Style with specially formulated stains, inks and matt glazes has achieved a hardness and wear-resistance of the printed designs which makes them suitable for heavy domestic or light commercial use, either indoors or outside.



Gladstone decorated panels have been laid in a frame of Telford decorated border and corner tiles in this conservatory floor. Also, individual Livingstone decorated tiles have been used intermittently, to add interest to the geometric grid design; this is made from 149 x 75 x 50mm buff trapeziums, 151 x 24mm black rectangles and 106 x 106mm red square tiles. As in most settings some tile cutting has been necessary.



Salisbury Example of 9 tile repeat

corner



6270 blue



6281 green

border



6269
blue



6280
green

Telford border and corner

An attractive rope design which contrasts pleasingly with the straight edges of the geometric tiles.

Border tile: 151 x 75mm (approx. 6" x 3")

Corner tile: 75 x 75mm (approx. 3" x 3")



6260 blue/red



6284 green/red

Gladstone

Comprises 4 identical decorated tiles to form a panel measuring 304 x 304mm (approx. 12" x 12") including grout spaces.



6266 blue/white




6283 white/buff

Liverpool

Size 151 x 151mm (approx. 6" x 6") – Ideal for use as an individual tile, to add variety and contrast within a geometric tile pattern.



6268 green



6279 blue

Salisbury

Size 151 x 151mm (approx. 6" x 6") – This tile may be used to create a panel of any size by rotating through 90°, as shown on the left.

S P L E N D I D I N D O O R S

Palmerston 36 - tile set

Measuring 916 X 916mm (approx. 36" x 36") including grout, this magnificent decorated tile panel incorporates many classic Victorian design motifs. Ideal as a centrepiece in larger conservatories, the Palmerston will be a centre of attraction and interest wherever it is used.

The colours used closely match those of the geometric tiles; any apparent differences in colour in this brochure are as a result of the limits of the photographic and printing processes. Further, slight differences in shading occur within the tiles themselves, as they are made from natural clays.

6262 Palmerston blue (see hallway photograph page 18)

6277 Palmerston green (illustrated below)





6264 Stanley
Size 75 x 75mm
(approx. 3" x 3") –
For use individually as
Liverpool tile (page 19).



6263



6271



6272



6273



6274

Darwin

Size 53 x 53mm (approx. 2" x 2") –
Available in 5 colours on a buff
background; for use individually as
Liverpool tile (page 19).



6261 blue



6276 green

Disraeli

Comprises 9 tiles to form a panel measuring
457 x 457mm (approx. 18" x 18") including
grout spaces - Ideal for use as a centrepiece.



Detail from
6262 Palmerston, blue version
(see facing page).



6285
black on blue



6287
buff on red



6289
black on red



6286
buff on black



6288
buff on green



6290
brown on buff

Gordon

Size 53 x 53mm (approx. 2" x 2") –
Available in 6 versions; ideal for use in octagon & dot
patterns such as York or Nottingham.



6295
black on blue



6297
buff on red



6299
black on red



6296
buff on black



6298
buff on green



6294
brown on buff

Cardigan

Size 53 x 53mm (approx. 2" x 2") –
Available in 6 versions; ideal for use in octagon & dot
patterns such as York or Nottingham.

corner



6573 blue



6575 green

border



6572 blue



6574 green

Kitchener border and corner

An attractive scroll decoration which provides a colourful
and distinguished border to any geometric design.
Border tile: 151 x 75mm (approx. 6" x 3")
Corner tile: 75 x 75mm (approx. 3" x 3")


Hand Decorated Victorian Floor Tiles

A further selection of individual tiles and borders to add even more authenticity and interest to your geometric floor. They can be used to create impressive variations to schemes which would otherwise comprise plain tiles only.

Alternatively, why not devise your own decorative panels and frames as splendid centrepieces for larger areas?



This border design has been created using Elgin and Melbourne decorated tiles.




Elgin border and corner

A traditional border design featuring both Fleur de Lys and Shamrock motifs. Available in a choice of 5 colours. Border tile: 151 x 75mm (approx. 6" x 3")
Corner tile: 75 x 75mm (approx. 3" x 3")



Faraday border and corner

Available in 4 versions, these pleasing border tiles will add decoration and interest to any geometric scheme. Border tile: 151 x 75mm (approx. 6" x 3")
Corner tile: 75 x 75mm (approx. 3" x 3")



Greek Key border and corner


A classic border design originating from ancient Greece and which was 'borrowed' extensively by the Victorians. Border tile: 151 x 53mm (approx. 6" x 2")
Corner tile: 53 x 53mm (approx. 2" x 2")



6560 green/red



6561 white/blue



6562 black/blue

Wellesley

Size 151 x 151mm (approx. 6" x 6") – Use as an individual tile for extra visual appeal within your geometric pattern.

corner



6565 black on buff



6568 green on buff



6571 brown on white

border



6563
black on buff



6566
green on buff



6569
brown on white

Shaftesbury border and corner

Two-tile border set with matching corner tile. Each tile measures 151 x 151mm (approx. 6" x 6") and can be used to combine with, and highlight, your geometric floor.

corner



6671
black on buff



6673
red on buff



6675
buff on red



6677
blue on white



6679
green on white

border



6670
black on buff



6672
red on buff



6674
buff on red



6676
blue on white



6678
green on white

Lansdowne border and corner

Use in place of plain tiles in wider border patterns such as Browning or Melville (see pages 24 & 25) or create your own distinctive border.

Border tile: 151 x 24mm (approx. 6" x 1")

Corner tile: 24 x 24mm (approx. 1" x 1")

corner



6681
black spot



6683
buff spot

border



6680
black spot



6682
buff spot

Melbourne border and corner

Substitute for equivalent plain tiles in wider border patterns such as Clare (see pages 24 & 25) or use to design your own unique border.
Border tile: 151 x 24mm (approx. 6" x 1")
Corner tile: 24 x 24mm (approx. 1" x 1")



A combination of Kitchener and Lansdowne decorated tiles is used for this border.