

## Kitchens and Bathrooms

The traditional black and white Victorian bathroom floor is the perfect complement to elegant bathroom suites and most of the patterns here have been recreated directly from original Victorian floor tile catalogues.

Although black and white borders were in general use for bathrooms in the 19th century, contemporary bathroom suites may be better matched with coloured tiles.




York with Melville border



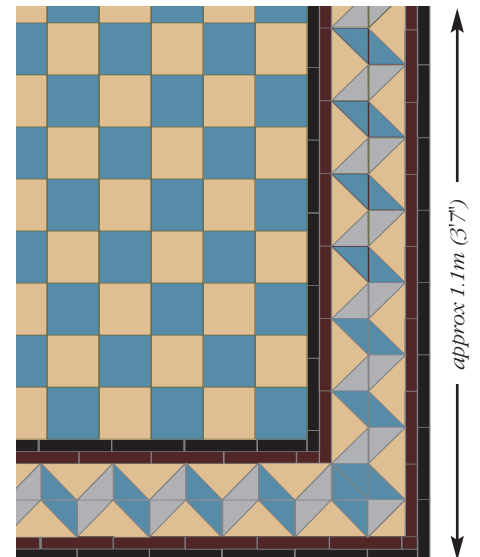
Art Deco with Shelley border

<b>ART DECO</b>		<b>per sq. m. (10 sq.ft.)</b>
■	106 x 106 Square (buff)	43
▲	104 x 73 x 73 Triangle (black)	86
▲	104 x 73 x 73 Triangle (white)	86



Huntingdon with Keats border

<b>HUNTINGDON</b>		<b>per sq. m. (10 sq.ft.)</b>
◆	Hexagon (buff)	86
■	53 x 53 Square (green)	43
▲	50 x 36 x 36 Triangle (white)	172



Wellington with Shelley border

<b>WELLINGTON</b>		<b>per sq. m. (10 sq.ft.)</b>
■	106 x 106 Square (buff)	43
■	106 x 106 Square (blue)	43




*Fotheringbay with Browning(a) border*



*Dorchester with Clare border, incorporating Darwin decorated tiles*




York with Keats border, incorporating Gordon decorated tiles



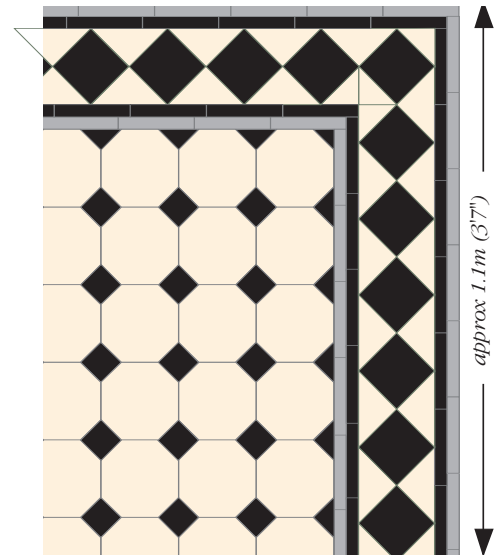
Edinburgh with Kipling border

<b>EDINBURGH</b>		<b>per sq. m. (10 sq.ft.)</b>
	151 x 75 Rectangle (black)	38
	75 x 75 Square (buff)	19
	151 x 151 Square (red)	19



Conway with Browning(a) border

<b>CONWAY</b>		<b>per sq. m. (10 sq.ft.)</b>
	151 x 75 Rectangle (blue)	38
	75 x 75 Square (blue)	19
	53 x 53 Square (black)	19
	104 x 73 x 73 Triangle (buff)	76
	73 x 52 x 52 Triangle (white)	76
	50 x 36 x 36 Triangle (blue)	76



York with Melville border

<b>YORK</b>		<b>per sq. m. (10 sq.ft.)</b>
	Octagon (white)	43
	53 x 53 Square (black)	43

# C O - O R D I N A T I N G C O L O U R S



*Pomeroiy with modified Coleridge border*



*Arundel with modified Browning(a) border*

*C O N T R A S T I N G   S T Y L E*